

Table of content

» Guide to Educators.	ii
» Activity 1: Listen and repeat the poem.	1
» Activity 2: Read and repeat.	2
» Activity 3: Matching.	3
» Activity 4: Read and practise.	4
» Activity 5: Spell and read.	5
» Activity 6: Colour the correct words.....	6
» Activity 7: Draw, label and describe.	7
» Activity 8: Matching.	8
» Activity 9: Fill in the blanks.	9
» Activity 10: Choose the correct verbs.	10
» Activity 11: Make simple sentences.	11
» Activity 12: Comprehension passage.	12

Guide to Educators

Theme: My House

Learning Outcomes

1. Understand and read vocabulary words related to My House.
2. Differentiate and recognise the different parts/areas of the house.
3. Use the words related to my house correctly to form simple sentences both orally and in written.

Activities

- Listen and repeat the poem/song.
- Read and repeat.
- Matching.
- Read and practise.
- Spell and read.
- Colour the correct words.
- Draw, label and describe your house.
- Matching.
- Fill in the blanks.
- Choose the correct verbs.
- Make simple sentences.
- Comprehension passage.

Other Proposed Activities

- My House Activity (Draw your house on a piece of paper and label the different parts / sections by using arrows.)
- Colour the favourite parts of your house.
- Sharing of drawings and describing your favourite spot.
- Educators may give a list of other vocabulary words related to the house.

Additional Resources

- Flashcards with images of My House.
- Worksheets (Cut and paste, Fill in the blanks)
- Songs
- Glue, scissors, crayons

Assessments

1. Visual Assessment: Use matching or letters/ words reading exercises.
2. Oral Assessment: Questions pertaining to the theme.
3. Portfolio Assessment: Overall learning progress, creativity, ownership of learning.

Activity 1: Listen and repeat the poem/song.

Reading Activity:

- The Educator recites and explains the meaning to the students.
- The students repeat the poems.

मेरा घर
मेरा प्यारा-प्यारा घर,
सबसे न्यारा मेरा घर ।
धूप, ठंड और वर्षा से,
बचाता मुझको मेरा घर ।
इसमें रहता परिवार मेरा,
सबसे सुंदर मेरा घर ।

मेरा घर
प्रभु मेरे घर को प्यार करो,
मेरे घर का उद्धार करो ।
खुशियाँ ही खुशियाँ हो मन में मेरे ।
दुख से परे हमेशा मेरा परिवार हो ।

Important links

The Educator may access the audio-vidual version of the poem through this link:

Mera Ghar मेरा घर | Hindi Poems | Nursery Rhymes | Kids Show

<https://www.youtube.com/watch?v=CJcfhslPmYs>

Prabhu Mere Ghar Ko Pyaar Karo Official Video HD |

<https://www.youtube.com/watch?v=NoJ3JQBkdWw>

Activity 2: Read and repeat the vocabulary words.

Reading Activity:

- The Educator explains the given words with emphasis on the alphabets/letters.
- The students read the vocabulary words repeatedly with correct pronunciation.




छत



दरवाज़ा



खिड़की



दीवार



घर



पेड़




फूल



कार / गाड़ी



बाग



आँगन

Activity 3: Matching.

Reading Activity:

- The students read the words with the help of the Educator and match them with the appropriate pictures.

घर

दीवार

छत



कार/ गाड़ी

आँगन

फूल

पेड़

बाग




Activity 4: Read and practise.

Listening and Reading Activities:

- The students read the words with the help of the Educator.




बैठक



शयन-कक्ष



रसोईघर



स्नानघर



शौचालय



भोजन-कक्ष

Activity 5: Spell and read.

Reading Activity:

- The Educator explains the given words with emphasis on the alphabets/letters.
- The students spell and read the vocabulary words repeatedly with correct pronunciation.

१. मे + ज = मेज़

२. कु + र + सी = कुरसी

३. प + लं + ग = पलंग

४. अ + ल + मा + री = अलमारी

५. सो + फ़ा = सोफ़ा

६. पं + खा = पंखा

७. लैं + प = लैंप

८. फ़्रि + ज = फ़्रिज


९. द + र्प + ण = दर्पण

१०. ब + र + त + न = बरतन


Activity 6: Colour the correct words.

Reading and Writing Activities:

- The Educator reads the names of the given pictures.
- The students choose the correct words from the list, colour them and copy them



शौचालय रसोईघर



शयन-कक्ष रसोईघर



शयन-कक्ष स्नानघर



अध्ययन-कक्ष स्नानघर



शौचालय बैठक




शौचालय अध्ययन-कक्ष

Activity 7: Draw, label and describe your house.

Speaking and Writing Activities:

The Educator:

- helps the students to draw a house and label the different parts (door, window, roof, garden etc.)
- guides the students to describe the house orally. (Example: My house is big. It has two bedrooms. There is a kitchen. My house is beautiful.)




Activity 8: Matching.

Reading and Writing Activities:


- The students read the words with the help of the Educator and match them with the appropriate pictures.



बैठक




बाग



भोजन-कक्ष



रसोईघर



शयन-कक्ष

Activity 9: Fill in the blanks.

Reading and Writing Activities:

The students:

- read the following sentences with the help of the Educator and choose the appropriate words to fill in the blanks.
- read the complete sentences repeatedly.

रसोईघर

बैठक

बाग

स्नानघर

शयन-कक्ष

१. -----में फूल हैं।

-----।

२. मेरी बहन -----में सोती है।

-----।

३. मेरी माँ -----में खाना पकाती है।

-----।

४. दादाजी में स्नान करते हैं।

-----।

५. सोफ़ामें है।

-----।

Activity 10: Choose the correct verbs.

Reading and Writing Activities:

The students:

- read the following sentences with the help of the Educator and choose the appropriate verb to fill in the blanks.
- read the complete sentences repeatedly.

पकाती

सोती

खेलता

नहाता

देखते

१. दादी शयन-कक्ष में -----है ।

२. मेरी बहन रसोईघर में -----है ।

३. पिताजी बैठक में टीवी -----हैं ।

४. बालक बाग में ----- है ।

५. मेरा भाई स्नानघर में ----- है ।

Activity 11: Make simple sentences.

Reading and Writing Activities:

The students:

- read the given words with the help of the Educator and make simple sentences .

१. घर - छोटा

.....

२. रसोईघर - साफ़

.....

३. बाग - फूल

.....

४. कुरसी - बैठक

.....

५. छत - बिल्ली

.....

Activity 12: Comprehension passage.

Reading and Writing Activities:

The Educator:

- reads and explains the comprehension to the students.
- helps the students to answer the questions.

नमस्ते, मैं नीरजा हूँ। मैं ग्रेड आठ में पढ़ती हूँ। यह मेरा घर है। मैं अपने दादा-दादी, माता-पिता तथा भाई के साथ यहाँ रहती हूँ। मेरा घर बहुत सुंदर है। इसमें तीन कमरे हैं। मेरी माँ रसोईघर में खाना पकाती है। मैं शयन-कक्ष में सोती हूँ। हम बैठक में टीवी देखते हैं। मेरे घर के पीछे एक छोटा बाग है। मैं रोज़ पौधों को पानी देती हूँ।

Answer the following questions:

१. नीरजा किस ग्रेड में पढ़ती है ?

नीरजा ग्रेड -----में पढ़ती है।

२. नीरजा के घर में कौन-कौन रहता है ?

नीरजा अपने -----, ----- और ----- के साथ घर में रहती है।

३. रसोईघर में खाना कौन पकाता है ?

रसोईघर में-----खाना पकाती है।

Activity 12: Comprehension passage.

Reading and Writing Activities:

The Educator:

- reads and explains the comprehension to the students.
- helps the students to answer the questions.

४. नीरजा कहाँ सोती है ?

नीरजा अपने -----में सोती है ।

५. नीरजा टीवी कहाँ देखती है ?

नीरजा टीवी -----में देखती है ।

६. बाग कहाँ है ?

बाग घर के -----है ।

७. नीरजा पौधों को पानी कब देती है ?

नीरजा ----- पौधों को पानी देती है ।